

Red wolf kerchief slide

By **BOB
REITMEYER**

Maybe the storytellers of old had it wrong. Maybe it was really Little Gray Riding Hood and the Big Red Wolf. Red wolves are one of only two species of wolves in North America; the other is the bigger gray wolf.

Since 1973, the red wolf has been declared an endangered species by the U.S. Fish and Wildlife Service. In 1987, they were reintroduced in the wilds of North Carolina after an extensive captive breeding program.

Thank-you to Jay Campbell of Hillsboro, N. Car., who carved and painted his version of a red wolf kerchief slide and sent me a picture.

To carve yours, trace the pattern and cut it out from a half-inch piece of basswood or white pine.

1. On the front side, carefully gouge out the eye socket from the forehead to the nose. Check all views, then shape the nose carefully.


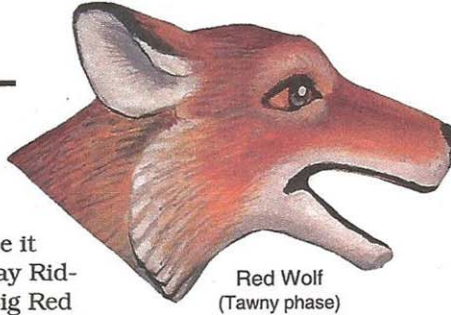
2. Use V cuts to detail eye, brow, and fur on the side of the neck.

3. Behind the lower jaw, carve a V cut to show the jaw opened. Round off lower jaw and chest.

4. Round off back. Carve a deep V cut for inside of the ear. Carve away the wood behind the ear as shown.

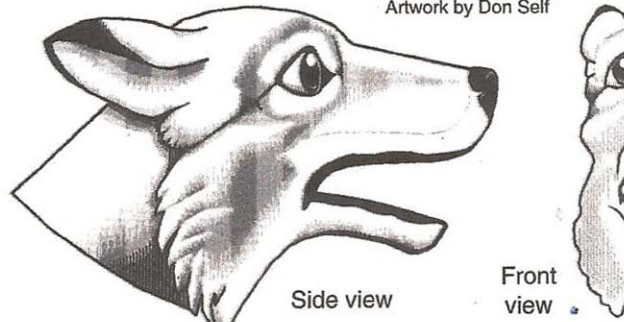
5. Sand smooth and paint as shown in its tawny, reddish brown phase of growth. Don used a mix of equal parts of nutmeg brown and tangerine to achieve that color. As this wolf grows, it will change to a darker, blacker color.

6. For a kerchief slide, add a piece of wood to the back with a 5/8" hole. A pin bolo back or magnet can also be used.



Top view

Artwork by Don Self



Side view

Front view