
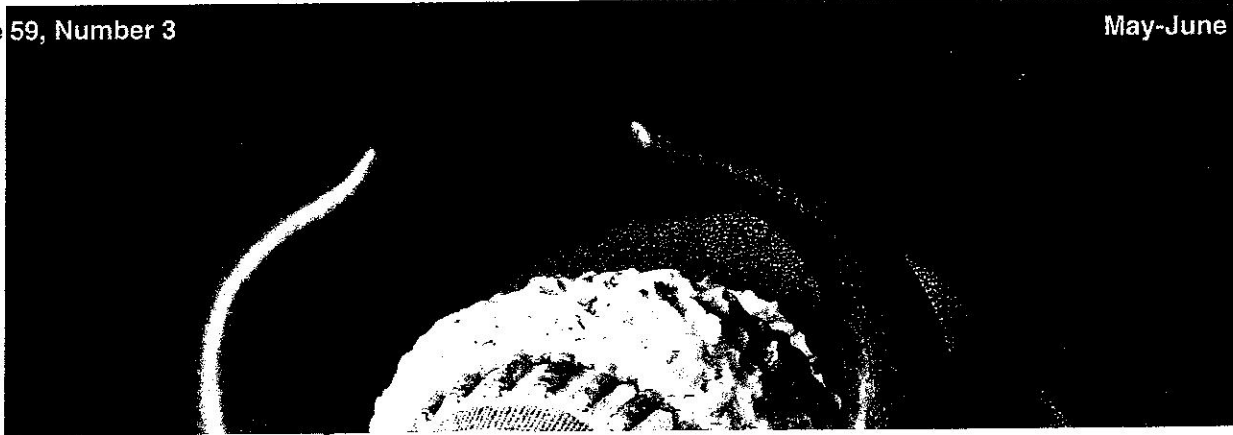


"Some carve their careers; others just chisel"



Volume 59, Number 3

May-June 2012



Angry beaver kerchief slide

By BOB REITMEYER

A few years ago I wrote an article about how sports teams, professional and scholastic, have changed their animal symbols from a happy face to an angry one. My first pattern in that vein was an angry eagle, and now I offer an angry beaver.

Bob Gleason of Parkville, Md., brought this pattern to my attention; Don Self of Gallion, Ala., did the drawings.

Trace pattern onto a 1/2" piece of basswood or soft white pine and cut out with a scroll saw.

1. Taper jaw to a dull point as shown in top view. Gouge out eye socket. Round off bottom of jaw.

2. Use knife point to set back tooth, outline nose, and detail jaw. Check end and front views.

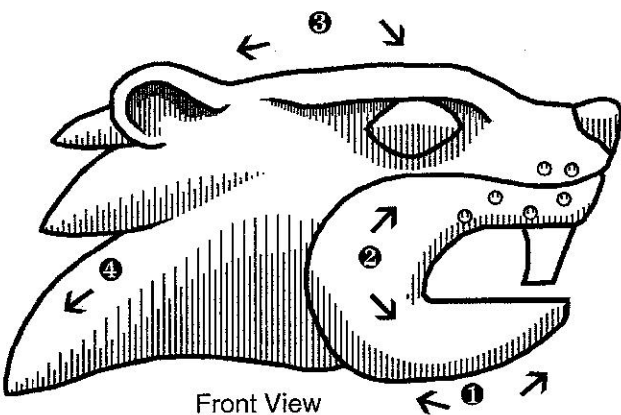

3. Carefully detail eyebrow and eye with stop cuts. Use a small gouge to show ear opening and to remove wood behind the ear.

4. Use deep "V" cuts to show the "fur" at the back of the neck.

5. Sand smooth and paint the head brown and the jaw light brown. Nose is black. Eye is a dark yellow; black pupil has a very small white dot as highlight. Inside of mouth is red with a white tooth.

6. For a kerchief slide, glue a back that has a 5/8" hole, round or square. Project can also be used as a bolo slide, pin, or refrigerator magnet.


Looking for more? Get blanks, tools, and more at my Web site: whittlerbob.com. ■



Front View



End View



Top View